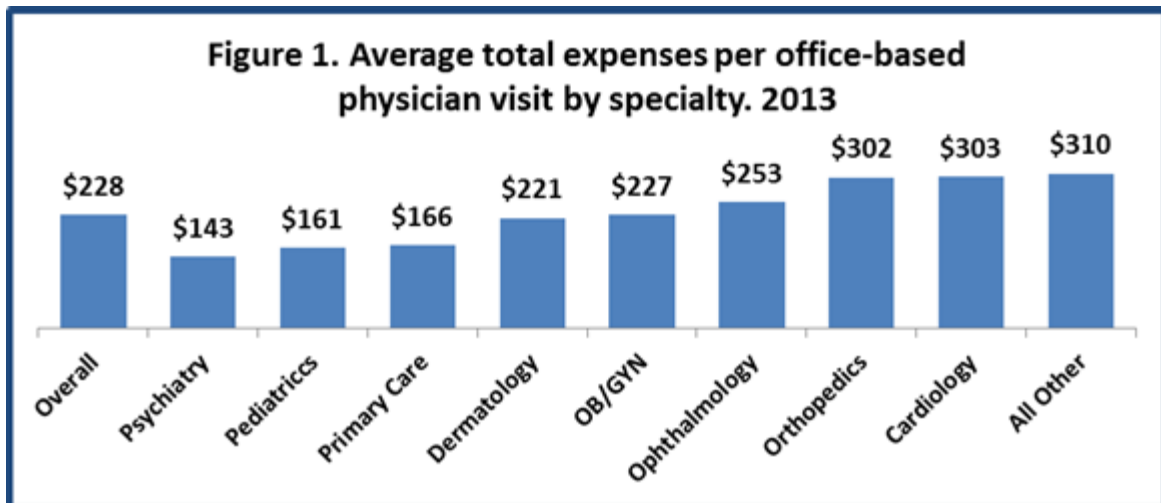




benefitNEWS

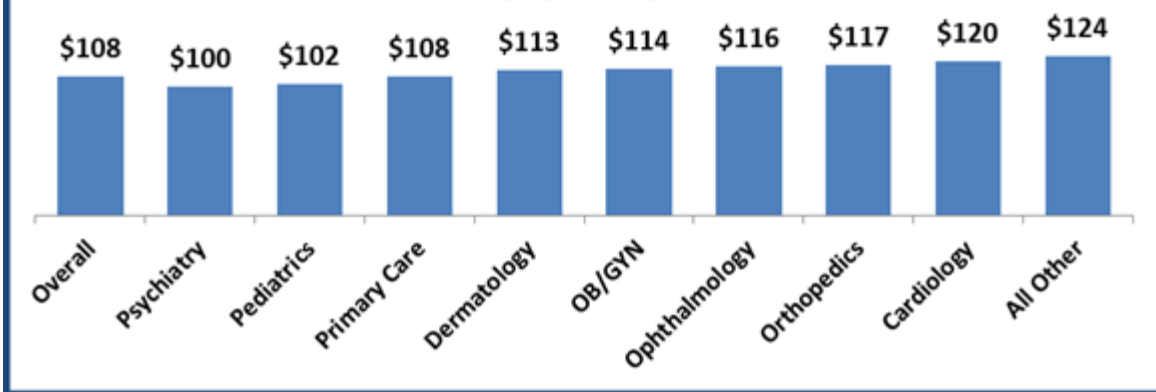
## Benchmarking Data for Expenses for Office-Based Physician visits by Specialty

According to a November 2015 report from the federal *Agency for Healthcare Research and Quality*, the overall national average expense for an office-based physician visit in 2013 was \$228. However, averages per visit varied substantially by physician specialty. For example, the averages for primary care providers (general practitioners, family practitioners, and internists), pediatricians, and psychiatrists of \$166, \$161, and \$143, respectively, were below the national average of \$228. Conversely, averages for visits to ophthalmologists (\$253), orthopedists (\$302), cardiologists (\$303), and physicians in the 'all other' category (\$310) exceeded the overall average (**Figure 1**).



Average expenses were notably higher than medians for all physician office visits and for each specialty category, which is attributable to relatively small proportions of very expensive visits pulling up the average (**Figure 2**).

**Figure 2. Median total expenses per office-based physician visit by specialty. 2013**



In 2013, 48.0% of all office-based physician visits had some out-of-pocket payments made toward the bill. However, out of pocket payments were made for larger proportions of visits to primary care physicians (52.0%), ophthalmologists (52.3%), and dermatologists (60.7%). Conversely, smaller proportions of visits to pediatricians (38.9%), obstetricians/gynecologists (40.5%), cardiologists (40.8%), and 'all other' specialty groups (45.9%) had out-of-pocket expenses.


The overall average out of pocket expense for an office-based physician visit in 2013 was \$29 but among visits with some out of pocket payments was \$61. Average out-of-pocket expenses per visit varied somewhat by physician specialty. For example, the averages for primary care providers and pediatricians were below the national average, while averages for visits to ophthalmologists and physicians in the 'all other' category exceeded the national average. Estimates are based upon data from the Medical Expenditure Panel Survey 2013 Office-Based Medical Provider Visits Files.

The five-page brief is available online. Web site:

[http://meps.ahrq.gov/mepsweb/data\\_files/publications/st484/stat484.shtml](http://meps.ahrq.gov/mepsweb/data_files/publications/st484/stat484.shtml)

Please contact your Conner Strong & Buckelew account representative toll free at 1-877-861-3220 with any questions.

 [connerstrong.com](http://connerstrong.com)

 877-861-3220

 [news@connerstrong.com](mailto:news@connerstrong.com)

 [Change My Preferences](#)

**CONNER  
STRONG &  
BUCKELEW**

INSURANCE | RISK MANAGEMENT | EMPLOYEE BENEFITS



[Click here to change your email preferences or unsubscribe from all communication.](#)